

The Not So Perfect

Cupcake



Author &  
Illustrator:  
Emily Chen

Ava's grandma made the

**BEST**  
cupcakes!



They were...

sweet


creamy

fluffy


rich

& delicious!

Ava loved the cupcakes so much that she decided to try and make them herself.



She gathered all the ingredients and started baking.








DING!  
DING!  
DING!

The first batch of cupcakes  
were ready!

But...

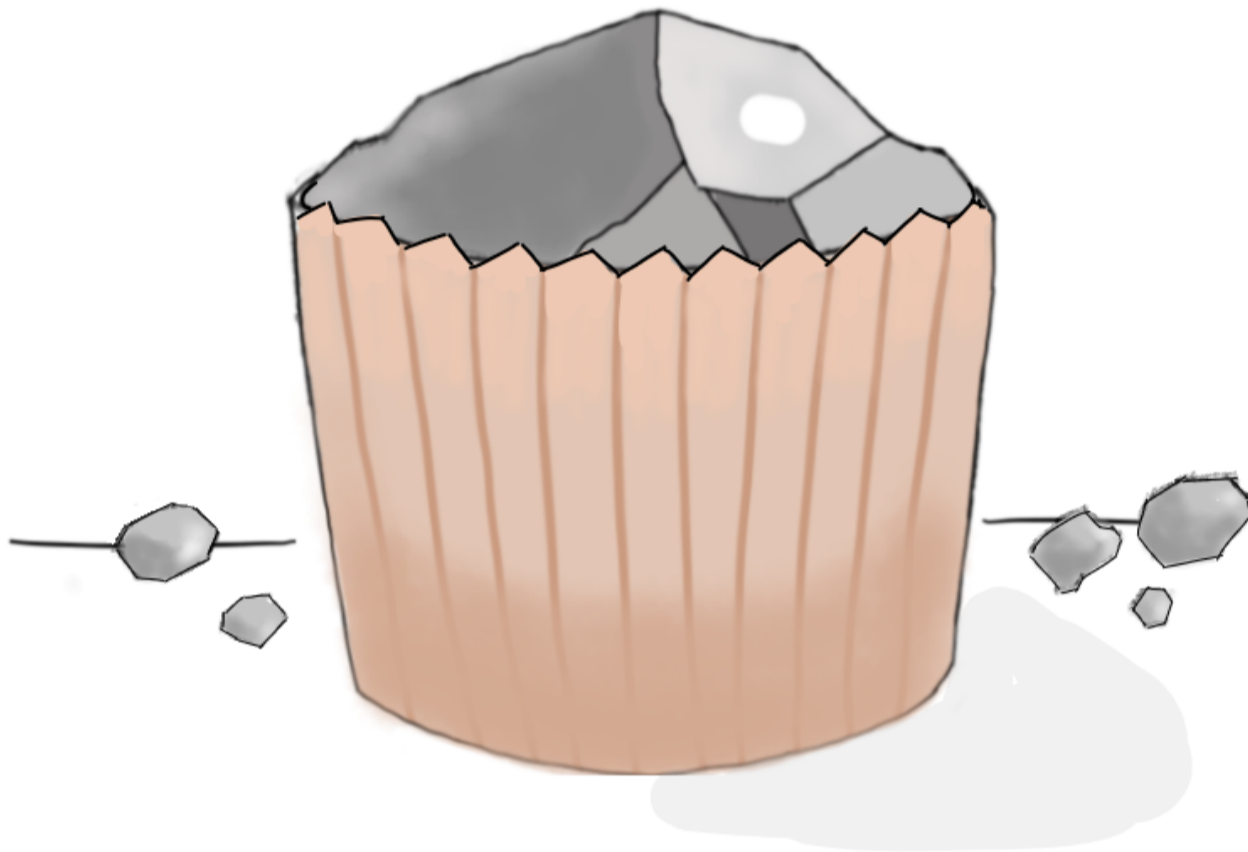


the cupcakes  
were

**SOGGY.**

Ava tried again.


But...



these cupcakes were as hard as a rock.




The kitchen was a mess and Ava was tired, but she tried again.



She tried again and again  
and again  
and again.

At last,

Ava got the perfect cupcake base!  
They were as fluffy as a cloud.




Now was the part Ava was most excited for!

It was time to

# Decorate

---





But...

the icing was watery  
and was dripping.



Ava kept on trying.



This time, the icing was way too

sweet.



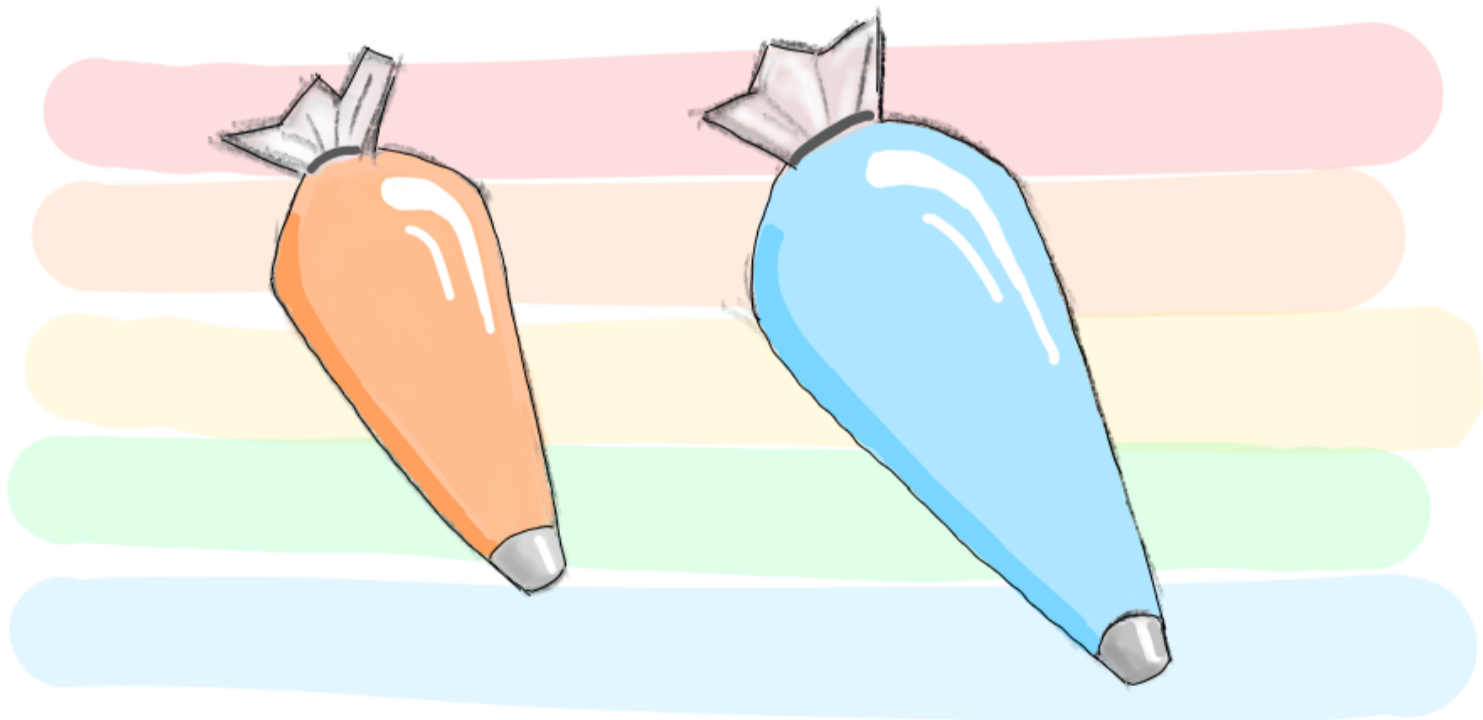
Ava didn't give up.

Finally, the icing was perfect.

But Ava still needed to practice her icing skills.



Ava even experimented with different colors.



The cupcakes were almost perfect.



There was just one  
important  
thing missing.

The image features a central text element 'SPRINKLES' surrounded by a dense field of colorful, pill-shaped sprinkles. The sprinkles are scattered across the page, with a higher concentration around the text. The colors used are light pink, light blue, and light purple. The text is rendered in a thick, rounded, pink font with a black outline.

SPRINKLES



The cupcakes were finally ready!

They weren't

**soggy** or hard.

The icing wasn't

**watery** or too **sweet**.



Ava had made...

the perfect  
cupcakes!



